

Catalogue number: **EUR**□□□□□□□□  
**EUR**□□□□□□□□-OR



CVS Eureka IP55/IP65 Mild Steel Wall Mounted Enclosures



CVS Eureka IP55/IP65 Mild Steel Enclosures

- Color Options: RAL 7035 grey, X15 Orange
- IP65 Mild Steel Enclosures
- All Double door enclosures are IP55
- Wide range of Enclosure heights
- Rigid Construction
- High resistance to impact
- Compact installation and Easy earthing
- Complete with mounting plates
- Built for IEC 60529 standards

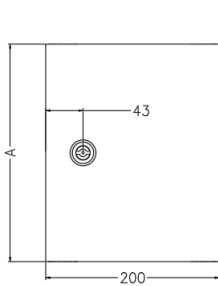
EUR		□□□□□□□□					
Height		Width		Depth		Color	
25	250 mm	20	200 mm	10	100 mm		RAL7035 Grey
30	300 mm	25	250 mm	15	150 mm	-OR	X15 Orange
40	400 mm	30	300 mm	20	200 mm		
50	500 mm	40	400 mm	25	250 mm		
60	600 mm	50	500 mm	30	300 mm		
70	700 mm	60	600 mm				
80	800 mm	80	800 mm				
100	1000 mm	100	1000 mm				
120	1200 mm	120	1200 mm				
140	1400 mm						

Properties

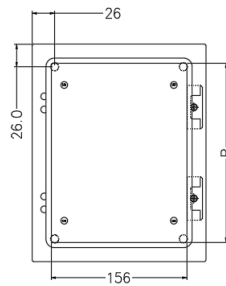
Properties	
Manufacturer	CVS
Product Range	Eureka IP65 Mild Steel Wall Mounted Enclosures
IP rating	IP65
Enclosure Material	Polyester Powder coated Mild Steel
Enclosure Thickness	1.4/2.0mm
Available Colours	RAL7035 Grey, X15 Orange
Operating Temperature	Resistant to High temperatures
Resistance to chemicals	Resistant to chemical attacks
Impact resistance	High resistance to Impact
Earthing	Easy Studs available on body, door, and mounting plate
EMC shielding	Blockage of electromagnetic signals (Mild Steel)
Escutcheon	Removable Escutcheon made from 1.2mm Mild Steel
Cable Entry	Top or Bottom 1.4/1.6mm Mild Steel Gland Plate
Standards	built to IEC 529 standards

CVS Eureka IP55/IP65 Mild Steel Wall Mounted Enclosures

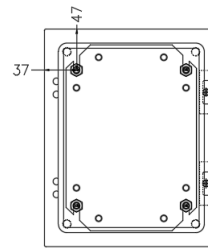
Dimensions for EUR252010-EUR302015



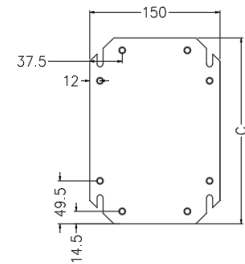
FRONT ELEVATION  
WITH FRONT DOOR FITTED



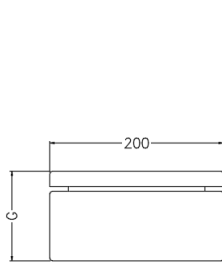
FRONT ELEVATION  
FRONT DOOR & GEAR TRAY REMOVED



FRONT ELEVATION  
FRONT DOOR REMOVED



GEAR TRAY



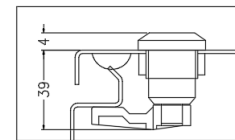
BOTTOM SIDE



SIDE VIEW



SIDE VIEW  
FRONT DOOR REMOVED



DOOR LOCK  
DOOR LOCK DIMENSIONS

Part No.	A	B	C
EUR252010	250	206	214
EUR252015	250	206	214
EUR252020	250	206	214
EUR302015	300	256	264

Part No.	G	H	I	J
EUR252010	103	77	97	85
EUR252015	153	127	147	135
EUR252020	203	177	197	185
EUR302015	153	127	147	135

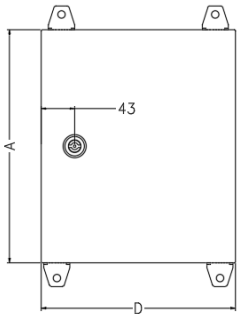
\*\* EUR252010 to EUR302015 enclosure range does not come with a gland plate or wall mounting brackets.

Catalogue number: **EUR**□□□□□□□□  
**EUR**□□□□□□□□-OR

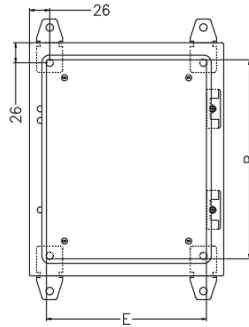


CVS Eureka IP55/IP65 Mild Steel Wall Mounted Enclosures

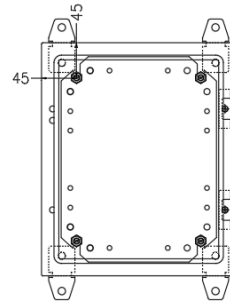
**Dimensions for EUR302515-EUR505025**



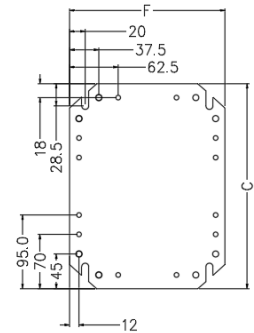
FRONT ELEVATION



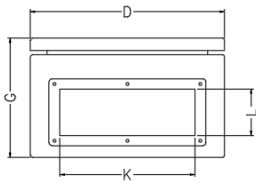
FRONT ELEVATION  
FRONT DOOR & GEAR TRAY REMOVED




FRONT ELEVATION  
FRONT DOOR REMOVED



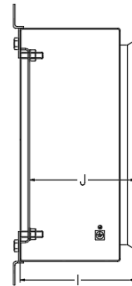
GEAR TRAY



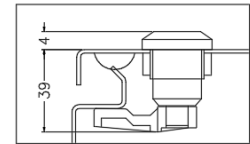
BOTTOM SIDE  
USABLE GLAND PLATE AREA



LEFT SIDE



LEFT SIDE  
FRONT DOOR REMOVED



DOOR LOCK  
DOOR LOCK DIMENSIONS

Part No.	A	B	C	D	E	F
EUR302515	300	278	264	250	206	200
EUR302520	300	278	264	250	206	200
EUR303015	300	278	264	300	256	250
EUR303020	300	278	264	300	256	250
EUR403015	400	378	364	300	256	250
EUR403020	400	378	364	300	256	250
EUR404020/-OR	400	378	364	400	356	350
EUR406025	400	378	364	600	556	550
EUR504015	500	478	464	400	356	350
EUR504020	500	478	464	400	356	350
EUR504025	500	478	464	400	356	350
EUR505020	500	478	464	500	456	450
EUR505025	500	478	464	500	456	450

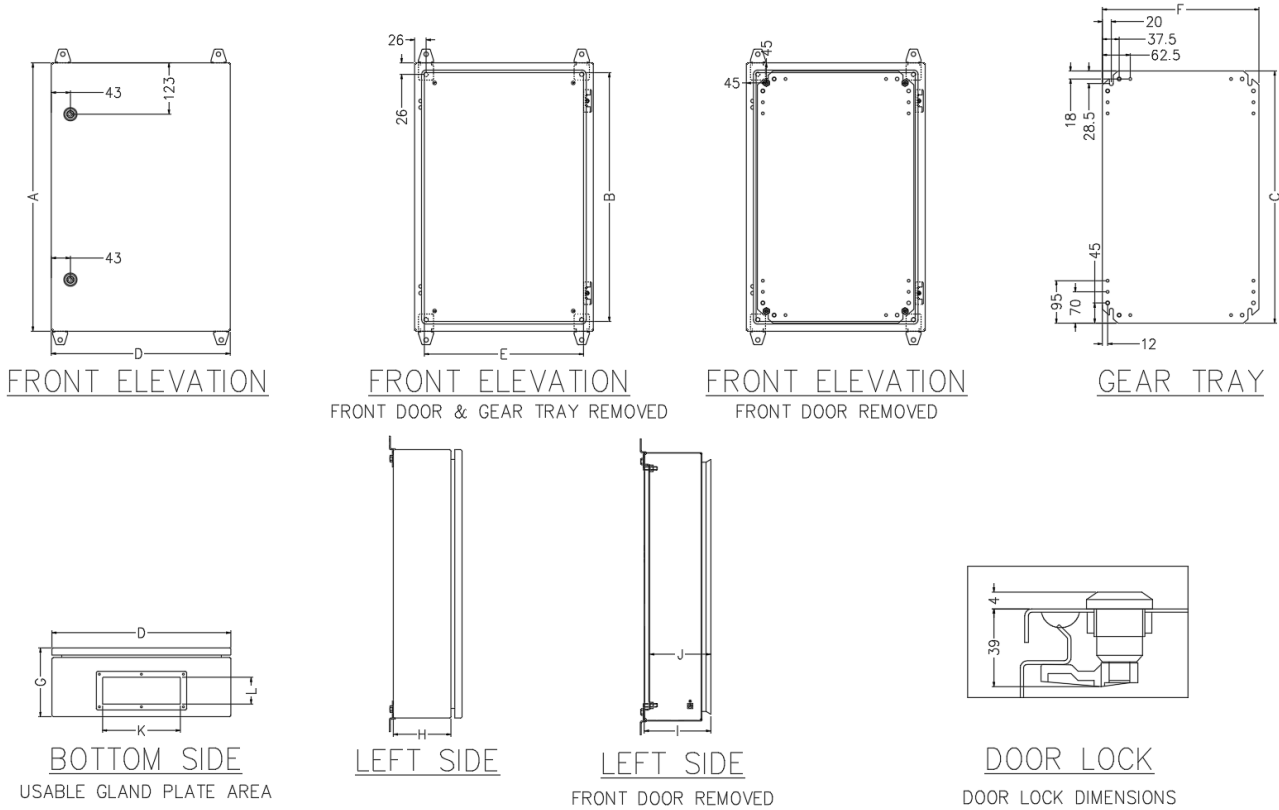
Part No.	G	H	I	J	K	L
EUR302515	153	129	149	137	174	60
EUR302520	203	179	199	187	174	60
EUR303015	153	129	149	137	174	60
EUR303020	203	179	199	187	174	60
EUR403015	153	129	149	137	174	60
EUR403020	203	179	199	187	174	60
EUR404020/-OR	203	179	199	187	259	88
EUR406025	253	229	249	237	310	115
EUR504015	153	129	149	137	174	60
EUR504020	203	179	199	187	259	88
EUR504025	253	229	249	237	259	88
EUR505020	203	179	199	187	259	88
EUR505025	253	229	249	237	310	115

Catalogue number: **EUR**□□□□□□□□  
**EUR**□□□□□□□□-OR



CVS Eureka IP55/IP65 Mild Steel Wall Mounted Enclosures

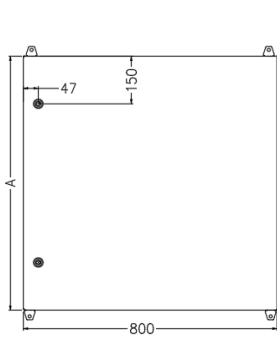
Dimensions for EUR604015-EUR1006030



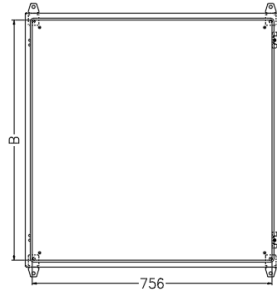
Part No.	A	B	C	D	E	F
EUR604015	600	578	564	400	356	350
EUR604020/-OR	600	578	564	400	356	350
EUR605015	600	578	564	500	456	450
EUR604025/-OR	600	578	564	400	356	350
EUR605020	600	578	564	500	456	450
EUR605025	600	578	564	500	456	450
EUR606020/-OR	600	578	564	600	556	550
EUR606025/-OR	600	578	564	600	556	550
EUR606030	600	578	564	600	556	550
EUR705020	700	678	664	500	456	450
EUR705025/-OR	700	678	664	500	456	450
EUR806020	800	778	764	600	556	550
EUR806025/-OR	800	778	764	600	556	550
EUR806030	800	778	764	600	556	550
EUR1006025/-OR	1000	978	964	600	556	550
EUR1006030/-OR	1000	978	964	600	556	550

Part No.	G	H	I	J	K	L
EUR604015	153	129	149	137	174	60
EUR604020/-OR	203	179	199	187	259	88
EUR605015	253	229	249	237	259	88
EUR604025/-OR	153	129	149	137	174	60
EUR605020	203	179	199	187	259	88
EUR605025	253	229	249	237	310	115
EUR606020/-OR	203	179	199	187	310	115
EUR606025/-OR	253	229	249	237	310	115
EUR606030	303	279	299	287	310	115
EUR705020	203	179	199	187	259	88
EUR705025/-OR	253	229	249	237	310	115
EUR806020	203	179	199	187	310	115
EUR806025/-OR	253	229	249	237	310	115
EUR806030	303	279	299	287	310	115
EUR1006025/-OR	253	229	249	237	310	115
EUR1006030/-OR	303	279	299	287	310	115

Dimensions for EUR808020-EUR1408030

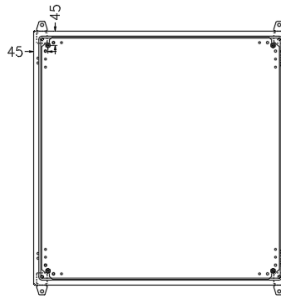


FRONT ELEVATION



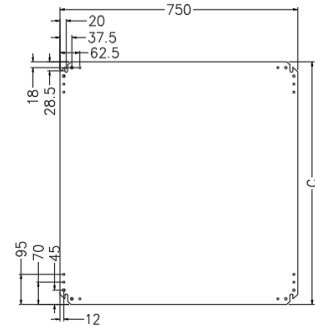
FRONT ELEVATION

FRONT DOOR & GEAR TRAY REMOVED

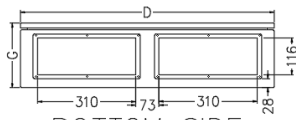


FRONT ELEVATION

FRONT DOOR REMOVED



GEAR TRAY



BOTTOM SIDE  
 USABLE GLAND PLATE AREA

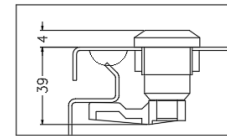


LEFT SIDE



LEFT SIDE

FRONT DOOR REMOVED



DOOR LOCK

DOOR LOCK DIMENSIONS

Part No.	A	B	C
EUR808020	800	778	764
EUR808025	800	778	764
EUR808030	800	778	764
EUR1008025/-OR	1000	978	964
EUR1008030/-OR	1000	978	964
EUR1206025/-OR	1200	1178	1164
EUR1208030/-OR	1200	1178	1164
EUR1408030/-OR	1400	1378	1364

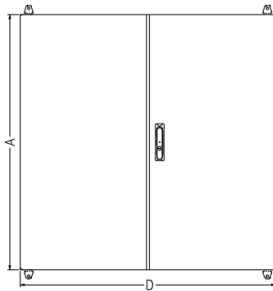
Part No.	G	H	I	J
EUR808020	203	179	199	187
EUR808025	253	229	249	237
EUR808030	303	229	249	287
EUR1008025/-OR	253	129	149	237
EUR1008030/-OR	303	279	299	287
EUR1206025/-OR	253	229	249	237
EUR1208030/-OR	303	279	299	287
EUR1408030/-OR	303	279	299	287

Catalogue number: **EUR**□□□□□□□□  
**EUR**□□□□□□□□-OR

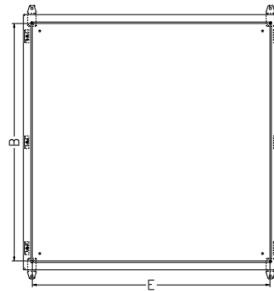


CVS Eureka IP55/IP65 Mild Steel Wall Mounted Enclosures

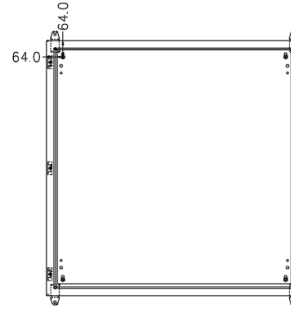
Dimensions for EUR10010030-EUR14012030



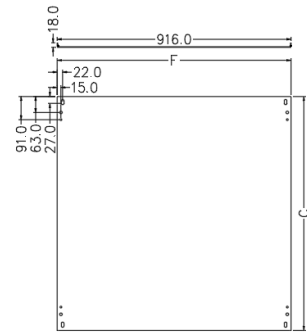
FRONT ELEVATION



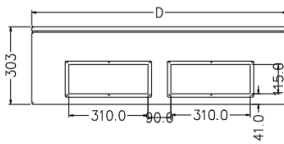
FRONT ELEVATION  
FRONT DOOR & GEAR TRAY REMOVED



FRONT ELEVATION  
FRONT DOOR REMOVED



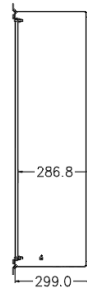
GEAR TRAY



BOTTOM SIDE  
USABLE GLAND PLATE AREA



LEFT SIDE



LEFT SIDE  
FRONT DOOR REMOVED

Part No.	A	B	C	D	E	F
EUR10010030	1000	930	916	600	530	516
EUR12010030	1200	1130	1116	800	730	716
EUR14010030	1400	1330	1316	800	730	716
EUR14012030	1400	1330	1316	800	730	716